



HIDESIGN





People call us idealistic. But we believe that the way to the best leather is still the natural way. Which is why we took a journey to the past. To revive the long-forgotten practice of vegetable tanning.

Real Leather

Ours is a long process that gives the leather a gloss that can never be duplicated (others, using modern chrome tanning, churn out leather in a third of the time). Then the carefully hand-rubbed leather is aniline dyed to give it a rich natural look.

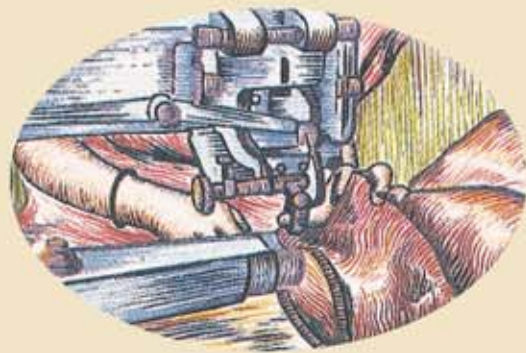
More than good leather

A good bag though, is more than just good leather. That's why we take extreme care in choosing each component. Not for us, the brass-plated zinc alloy fittings that ordinary bags have. Only solid brass will do. So 40 workers sand cast the buckles in very fine river sand. And then take it through 8 stages of hand polishing. Press buttons and rivets are solid brass, rust proof and personalised for each bag. Finishing waxes and colours come from the best Italian sources. Only heavy duty nylon and polyester thread is used. Even the locks are solid brass and imported from Cheney, the oldest (and finest) lock manufacturer in the world.



Craftsmanship of the Italian masters

And then, after 1000 skilled workers have carefully worked the leather taking it through splitting, cutting and skiving, the bag is finally 'constructed'. Six workers, using skills in the manner of the old Italian masters, put together the bag with glue before it is stitched. Then comes the time consuming, critical steps like double stitching the gussets, folding or binding. Steps that most makers can ill afford but which makes the vital difference. That makes for a bag that can stand the test of time.



Global Presence

What you get is a piece of craftsmanship that gets better the more you use it. A product that occupies premium space in the best stores right across Europe, US, Australia and Asia.



**BRIEFCASES**

04



**COMPUTER BAGS**

06



**WORK CASUALS**

07



**HAND BAGS**

11



**TRAVEL BAGS**

18



**WALLETS AND SMALLS**

24



Discover a lost art



ACE  
Classic: L38 X H28 X W4



CHRISTOPHER  
Classic: L41 X H13 X W14



BENJAMIN  
Classic: L42 X H30 X W12



BRIGHTON  
Classic: L43 X H30 X W16



PARMA  
Classic: L40 X H30 X W15



REVIEW  
Classic: L47 X H33 X W24



DANIEL  
Origin: L37 X H26 X W8



RUBEN  
Origin: L41 X H32 X W12

HIDE SIGN



WALLIS  
Origin : L40 X H30 X W6



SHAWE  
Canyon: L38 X H27 X W9



LEVI  
Classic: L40 X H30 X W12



CAMDEN  
Classic: L40 X H28 X W8



JAYDEN  
Metallic: L40 X H30 X W12



HUDSON  
Classic: L41 X H30 X W8



ABERDEEN  
Classic: L44 X H36 X W14



CALLUM  
Classic: L48 X H30 X W21



ANDRE  
Classic: L42 X H29 X W16



KYLE  
Classic: L30 X H37 X W16



ANTONIO  
Classic: L40 X H30 X W7



ARMSTRONG  
Classic: L41 X H30 X W16



ZACK  
Classic: L43 X H38 X W21

COMPUTER BAGS



GARETH  
Classic: L40 X H30 X W20

HUB DESIGN

MEN'S



PEDRO  
Elephant Print: L41 X H27 X W10



RHODEN  
Camel/Origin: L40 X H30 X W10



LAIRD  
Elephant Print: L33 X H36 X W9



SPIRIT  
Willow: L39 X H28 X W7



SOUL  
Willow: L33 X H34 X W6



CRABTREE  
Ranch: L34 X H27 X W6



DARION  
Ranch: L39 X H27 X W7.5



MARCO  
Metallic: L36 X H27 X W14



GIBSON  
Origin: L37 X H26 X W8



EDDIE  
Metallic: L36 X H26 X W10



CLIVE  
Metallic: L39 X H29 X W7



PEREGRINE  
Tokyo: L39 X H31 X W9



ALPHONZA  
Metallic: L41 X H23 X W11

WOMEN'S



SAMANTHA  
Metallic: L35 x H26 x W10



JAXON  
Classic L41 x H28 x W11



DESIGN HIDE DESIGN



**HAYES**  
Willow: L42 X H30 X W8



**OAK**  
Classic: L34 X H25 X W9



**WENDY**  
Ranch: L26 X H28 X W6



**CEDAR**  
Classic: L35 X H25 X W11



**GAZELLE**  
Obi: L33 X H30 X W4



**MAPLE**  
Classic: L27 X H14 X W7

CONFERENCE FOLDERS



**C023**  
Classic: L40 X H30



**I217**  
Classic: L30 X H31 X W2



**C01/C02**  
Ranch L24 X H34



**C08**  
Ranch/Classic: L30 X H31 X W2



Discover a lost art  
The art of pure design

WILLOW



**BRONNLEY**  
Willow: L30 X H20 X W12.5



**VIOLA**  
Willow: L21 X H22 X W11



**RUI**  
Willow: L28 X H28 X W10



**KESTER**  
Leaf embossed: L38 X H27 X W9



**HAMBURG**  
Flower Embossed: L38 X H30 X D13



**JASMYN**  
Obi: L29 X H16 X W14



**OLIVIA**  
Willow: L30 X H30 X W8



**ANYA**  
Willow: L38 X H28 X W12



**RACHEL**  
Willow: L31 X H16 X W8



**HAVEN**  
Obi: L20 X H16 X W7



**ERYN**  
Obi: L32 X H23 X W8.5



**RAIN**  
Willow: L27 X H21 X W7.5

ARTISANA



**BONN**  
Flower Embossed: L22 x H30.5 X D12




**RAVEN**  
Leaf Embossed: L38 x H37



**CLOUD**  
Willow: L31 X H18 X W9



**BRIGETTE**  
Phoenix: L26 X H18 X W12





ROBIN  
Phoenix: L25 X H25 X W5



VIRGIN  
Elephant Print: L29 X H18.5 X W12



PELHAM  
Classic: L29 x H22 X W11



GIANNA  
Tokyo: L43 X H31



BENITO  
Tokyo: L24 X H31

TOKYO



VONDA  
Tokyo: L41 X H20 X W8



DALLIN  
Tokyo: L35 X H27 X W8



DEON  
Tokyo: L25 X H27 X W9.5

CLASSIC



ELENA  
Ranch: L28 X H24 X W12



LARA  
Ranch: L20 XH23 XW6



VARSHA  
Tokyo: L32 X H28 X W10



DILLY  
Tokyo: L30 X H18 X W8



LYDRIS  
Tokyo: L31 X H17 X W6



Leah  
Ranch: L26 X18 X W8



KIRSTY  
Ranch: L26 X H26 X W8



TOVAH  
Ranch: L31 X H28 X W8





RIVIERA



SMALL JANE  
Track: L25 X W14 X H6



NEW SKYE  
Classic: L19 X W24 X H5.5



MURIELLE  
Classic: L28 X W15 X H9



ARIELLE  
Track: L26 X W21 X H5



CRYSTAL  
Classic: L30 X W18 X H7.5



ROSELLA  
Classic: L21 X W22 X H9



BIG SANDY  
Classic: L21 X W26 X H5



ESTELLE  
Classic: L25X W22 X H6



OBI



KIANNA  
Obi: L34 X H28



NOREEN  
Obi: L40 X H26



LEXI  
Obi: L43 x H40

STONE



SAPPHIRE  
Tokyo: L27 X H20 X W1



TROY  
Willow: L29 X H17 X W2



RIGA  
Willow: L28 X H28 X W2



TOPAZ  
Tokyo: L29 X H26 X W9



HIDESIGN

HAWAII



FARAH  
Obi: L33 X H28 X W5.5



BEVERLY  
Obi: L34 X H17 X W8.5



TAFFY  
Hawaii: L27 X H26 X W15



CANDY  
Hawaii: L23 X H25 X W11



BERRY  
Hawaii: L35 X H26 X W10

FLYNT



NAMIB  
Canyon/Crocodile Embossed: L36 X H25 X W16



NILE  
Crocodile Embossed: L31 X H24 X W7

BACK PACK



KRUGER  
Canyon/Crocodile Embossed: L22 X H20 X W10



PINDA  
Crocodile Embossed: L34 X H17 X W7



KENYA  
Crocodile Embossed: L36 X H25 X W6



PAXTON  
Obi: L27 X H31 X Base 30



XAVIER  
Origin: L28 X H35 X W14



STEVIE  
Classic: L25 X H27 X W15



DAYLESFORD  
Origin: L24 X H38 X W12



SNOWDON  
Canyon/Origin: L26.5 X H26 X W11



POPPY  
Ranch: 10X10



Discover a lost art.  
The Romance of travel



**BARCLAY**  
Elephant Print: L44 X H29 X W17.5



**OSCA**  
Canyon/Origin: L45X H26 X D20



**COLIN**  
Willow: L54 X H28 X W15



**SUITER**  
Ranch: L60 X H48 X W30



**ANNAPURNA**  
Canyon/Origin: L64 X H33 X W33



**PABLO**  
Metallic: L40 X H30 X W12



**OAKWOOD**  
Classic: L56 X H33 X W25



**HARRIS**  
Origin: L50 X H26 X D23

HARRIS DESIGN



TOSCA  
Classic: L57 X H33 X W29



MONACO  
Classic: L35 X H49 X W21



ENRIQUE  
Classic: L60 X H32 X W23



LIONEL  
Ranch: L55 X H34 X W28



BOSTON  
Classic: L60 X H45 X W23



CORNWALL  
Classic: L42 X H36 X D18



CLINTON  
Origin: L51 X H32 X W25



PRAGUE  
Classic: L56 X H36 X W28



MOSCOW  
Classic: L50 X H34 X W29



CORFU(LARGE)  
Classic: L56 X H34 X W24



MODENA  
Classic: L47 X H34 X W14



NEW ROMA  
Classic: L48 X H35 X W20



DUBLIN  
Classic: L48 X H32 X W21



HIDE SIGN HIDE

Discover a lost art.  
The art of work and play.



022  
Ranch: Close L10 X B8, Open L25 x B8



036  
Ranch: Close L11.5 X B10, Open L23 X B10



038  
Ranch: Close L12 X B10, Open L25 X B10



060  
Ranch: Close L7 X B11, Open L17 X B11



2020  
Ranch: Close L11.5 X B9.5, Open L23 X B9.5



890  
Ranch: Close L11.5 X B8.5, Open L11.5 X B17



987  
Ranch: Close L10 X B13, Open L10 X B25.5



989  
Ranch: Close L10 X B12, Open L10 X B24

HIDE SIGN



I253  
Ranch: Closed L10.5 X H10.5, Open L21 X H11



I254  
Ranch: Closed L11.5 X H10.5, Open L23 X H10.5



I255  
Ranch: Closed L12.5 X H10, Open L25 X H10



I256  
Ranch: Closed L7.5 X H10, Open L15 X H10



O10  
Ranch: Closed L10 X B13, Open L20 X B13



O17  
Ranch: Closed L11.5 X B9.5, Open L22.5 X B9.5



O19  
Ranch: Closed L11.5 X B9.5, Open L22.5 X B9.5



O21  
Ranch: Closed L9 X B11, Open L24 X B11



992  
Hampton: Open B18 X L10.5, Close B9 X L10.5



994  
Hampton: Open B19 X L19, Close B19 X L10



Fw01  
Leaf Embossed: Open B19 X L18.5, Closed B9.5 X L18.5



Fw01  
Croco Embossed: Open B19 X L18.5, Closed B9.5 X L18.5



Fw02  
Croco Embossed: Open B15 X L14, Close B9.5 X L12



Fw03  
Leaf Embossed: Open B19 X L12, Closed B9.5 X L12



FW04  
Ranch: Open B19.5 X L19, Closed B9.5 X L19



Fw05  
Ranch: Open B15.5 X L27, Close B15 X L11



Em01  
Hawaii: Closed L18 X H8.5, Open L18 X H17



Em02  
Hawaii: Closed L12.5 X H10, Open L12.5 X H20



Lw101  
Tokyo: Closed L10 X H18, Open L16 X H18



Lw102  
Tokyo: Closed L11 X H18, Open L27.5 X H18



Lw103  
Tokyo: Closed L9 X H10, Open L23 X H10



M101  
Tokyo: L8 X W8.5



M102  
Tokyo: Closed L12 X H9.5, Open L12.5 X H12



M103  
Tokyo: Closed L18 X H8.5, Open L18 X H17



P101  
Hawaii: Closed L10 X H9.5, Open L10 X H19



P102  
Hawaii: Closed L18 X H8.5, Open L18 X H18



P103  
Hawaii: Closed L10 X H15.5, Open L30 X H20



Us101  
Hawaii: Closed L13 X H9, Open L13 X H19

WASH BAGS



SMALLWASHBAG  
Ranch: L18 X H9 X W6



TASHI  
Ranch: L33 X H10 X W10.5



BIGWASHBAG  
Ranch: L18 X H12 X W9



CAPRI  
Ranch: L24 X H14 X W12



1078  
Tokyo: L12.5 X B20



1098  
Tokyo: L28 X B15



2023  
Firenze: L7 X H8



2011  
Firenze: L9.5 X H7 X W2



4395  
Firenze: L9.5 X H7 X W2



Fc05  
Tokyo: L11 X H8 X W3



H5  
Ranch: L9 X H6 X W4.5



2008  
Origin: L8 X W8



Fc02  
Tokyo: L10.5 X H10 X W4



509  
Firenze: L9 X H4 X W4



2007  
Origin: L9 X H6.5



Fc04  
Ranch: L10.5 X H9 X W7



Fc03  
Ranch: L9 X H9 X W3



2002  
Firenze: L7.5 X H10(Close)

Ranch

Origin

Classic


Willow

Canyon

Obi

Tokyo

Hawaii







**HIDESIGN**

real leather crafted the forgotten way

---

Visit us at [www.hidesign.com](http://www.hidesign.com)